

Gentle Woods North Design Guidelines

Adopted – August 2022

These Design Guidelines are the property of Lennar Homes, LLC (the “Declarant” under the Community Declaration for Gentle Woods North Property Owners Association, Inc.) and are subject to change from time to time at the discretion of the Declarant or the Board as provided in the Declaration (as defined herein). It is not intended for distribution other than to provide information to Gentle Woods North homeowners considering additions or modifications to their Lots and/or Homes. The Declarant recorded the Community Declaration for Gentle Woods North Property Owners Association, Inc. in the Official Records as Instrument No. 2021223930 of the Public Records of Duval County, Florida (the “**Declaration**”). Pursuant to Section 19.5 of the Declaration, the Declarant has the authority to adopt, amend and record these Design Guidelines prior to the Community Completion Date (as defined in the Declaration), without the joinder or consent of any person or entity. It is the intent of Declarant that these Design Guidelines operate as “Community Standards” as such term is defined in the Declaration. All references to “Community Standards” in the Declaration shall mean and refer to these Design Guidelines.

TABLE OF CONTENTS

SECTION I - INTRODUCTION..... 1

- A. Welcome to Gentle Woods North..... 1**
- B. Governmental Requirements 1**
- C. Required Approvals for Modification Activity 1**
- D. Variance Requests 2**
- E. Fees 2**
- F. Inspections 3**
- G. Conditions for Commencement of Work ... 3**
- H. Applying for Approvals from Government Agencies..... 3**

SECTION II - APPLICATION REQUIREMENTS 3

- A. Applications 3**
- B. Landscaping or Site Work Affecting Landscaping..... 4**
 - 1. Name of Landscape Designer 4*
 - 2. Landscape Plans 4*
- C. Changes or Additions to Structures..... 4**
 - 1. Name of Architect/Contractor 4*
 - 2. Proposed Plans 4*
- D. Property Management Review of Selected Modifications 5**
- E. Review Procedure and Notice of Pending Application..... 5**
- F. Notice of ACC Decision..... 5**
- G. Effect on Building Permit or Other Government Approval 5**
- H. Effect of Modifications on Home Warranties 6**
- I. Owner Responsibilities..... 6**

SECTION III - RESIDENTIAL ARCHITECTURAL CRITERIA..... 6

- A. Architectural Character 6**
- B. Architectural Impact on Nearby Property. 6**
- C. Standards May Vary 6**
- D. Waiver of Standards 6**
- E. Home and Lot Modifications..... 6**
 - 1. Approved Materials..... 6*
 - 2. Arbors/Archway/Trellises..... 6*
 - 3. Architectural Design 7*
 - 4. Covered Patios 7*
 - 5. Decorations 7*
 - 6. Decorative Outdoor Furniture 7*
 - 7. Exposed Rafters..... 7*
 - 8. Fence/Gates 7*
 - 9. Flags 7*
 - 10. Front Area and Courtyard 7*
 - 11. Front Door 7*
 - 12. Front Entryway and Porch..... 7*
 - 13. Gutters and Downspouts 8*
 - 14. Height of Building 8*

- 15. Hurricane Protective Systems (Hurricane Shutters)..... 8*
- 16. Lot Drainage/Roof Drainage..... 8*
- 17. Pergolas/Gazebos & Similar Structures.. 8*
- 18. Playground Structures & Equipment 9*
- 19. Setback Lines 9*
- 20. Shade Devices 9*
- 21. Shutters and Window Boxes..... 9*
- 22. Slope of Roof..... 9*
- 23. Wall Height..... 9*
- 24. Water Features 9*
- 25. Yard Furniture..... 10*

SECTION IV - LANDSCAPE AND HARDSCAPE GUIDELINES 10

- A. Landscaping 10**
- B. Plantings 10**
- C. Landscaping for Lots..... 10**
 - 1. Commonly Used Plant Material 10*
 - 2. Irrigation Systems 10*
 - 3. Landscape and Lawn Maintenance 10*
 - 4. Planting Beds..... 10*
 - 5. Vegetable Gardens..... 10*
 - 6. Fruit Trees 11*
 - 7. Swales 11*
- D. General Landscaping Criteria 11**
 - 1. Approvals..... 11*
 - 2. Permitted Ground Cover 11*
 - 3. Living Tree Removal..... 11*
 - 4. Dead or Diseased Plantings 12*
 - 5. Natural Vegetation..... 12*
 - 6. Restrictions on Paved Cover..... 12*
- E. Landscape Accessories..... 12**
 - 1. Arbors 12*
 - 2. Bird Houses/Feeders 12*
 - 3. Fountains 12*
 - 4. Ground Mounted Landscape Accessories 12*
 - 5. Holiday Decorative Accessories 13*
 - 6. Trellises 13*
- F. Plastic Sheeting 13**
- G. Fencing..... 13**
 - 1. ACC Approval..... 13*
 - 2. Procedure for Submitting a Fence Request to the ACC 13*
 - 3. Fencing Guidelines..... 14*
- H. Privacy Hedging/Plantings..... 15**
 - 1. Antennas, Aerials, and Satellite Dishes . 15*
 - 2. Exterior Appliances 15*
 - 3. Exterior Sound Emitting Devices..... 15*
 - 4. Interior Water Treatment..... 15*
 - 5. Mechanical Equipment 15*
 - 6. Roof Top Decorations..... 16*

| | | | |
|---|-----------|--|-----------|
| 7. <i>Storage Pods, Dumpsters in a Bag, or Roll off Dumpsters</i> | 16 | 4. <i>Landscape Requirements</i> | 18 |
| 8. <i>Window and Roof Mounted Equipment</i> | 16 | 5. <i>Landscape/Walkways</i> | 18 |
| J. Waste & Recycling Containers | 16 | 6. <i>Large Bushes/Trees</i> | 18 |
| K. Sheds | 16 | 7. <i>Spotlights/Floodlights</i> | 18 |
| 1. <i>General Limitations</i> | 16 | O. Mailboxes | 18 |
| L. Signage | 16 | P. Pools, Spas, and Water Features | 18 |
| 1. <i>General Limitations</i> | 16 | Q. Outdoor Kitchens | 18 |
| 2. <i>No Soliciting Signs</i> | 16 | SECTION V - ENFORCEMENT OF GUIDELINES AND ACC ACTIONS | 19 |
| 3. <i>Security System Signs</i> | 17 | SECTION VI - AMENDMENTS TO ARCHITECTURAL CRITERIA | 19 |
| 4. <i>Exemption</i> | 17 | SECTION VII - DECLARANT IMPROVEMENTS | 19 |
| M. Other Prohibited Exterior Features | 17 | | |
| N. Lighting | 17 | | |
| 1. <i>Fence/Building Mounted</i> | 17 | | |
| 2. <i>Holiday Lighting</i> | 17 | | |
| 3. <i>Lampposts</i> | 17 | | |

SECTION I - INTRODUCTION

A. Welcome to Gentle Woods North. Gentle Woods North (the “**Community**”) is a community designed to respect the visual character of its site and strives to minimize its environmental impact while maximizing water and energy conservation principles, all to the extent feasible and as determined by Declarant in its sole discretion. In order to preserve and enhance these principles, these design guidelines (the “**Design Guidelines**”) were established to maintain certain standards by which the Community may grow and develop.

These Design Guidelines have been prepared by Lennar Homes, LLC, a Florida limited liability company, as the “**Declarant**” pursuant to the Community Declaration for Gentle Woods North Property Owners Association, Inc., as amended and supplemented from time-to-time, (the “**Declaration**”) recorded with the Clerk of Court in Duval County, Florida. These Design Guidelines may be changed and amended to serve the needs of an evolving community pursuant to the procedures set forth in the Declaration and in these Design Guidelines. It is the intent of Declarant that these Design Guidelines operate as “Community Standards” as such term is defined in the Declaration. All references to “Community Standards” in the Declaration shall mean and refer to these Design Guidelines. ALL CAPITALIZED TERMS USED AND NOT OTHERWISE DEFINED HEREIN SHALL HAVE THE MEANINGS SET FORTH IN THE DECLARATION.

These Design Guidelines provide an overall framework to allow the Community to develop and progress in an orderly manner by implementing planning concepts, philosophy, and requirements of regulatory agencies. These Design Guidelines include minimum standards for the design, size, location, style, structure, materials, color, mode of architecture, mode of landscaping, and relevant criteria for the construction and modification of improvements of any type. They also establish a process for judicious review of proposed new developments and changes within the Community.

B. Governmental Requirements. All Owners have the responsibility of complying with all governmental requirements and obtaining all necessary permits and approvals from the appropriate federal, state, county, or municipal governmental agencies (“**Governmental Agency(ies)**”) before beginning ACC-approved work on a project or enhancement. (For example, Duval County may require certain permits, depending on the proposed change, alteration, or addition. The Owner shall provide copies of any such required permits or approvals to the ACC if so requested.)

To the extent that any governmental requirement requires a more restrictive standard than those found in these Design Guidelines or the Declaration, the governmental requirement shall prevail. To the extent that the governmental requirement is less restrictive than these Design Guidelines or the Declaration, the Declaration and these Design Guidelines shall prevail.

C. Required Approvals for Modification Activity. Each Owner is required to submit an application to the ACC and request the review of plans for any modification, addition, or improvement to the exterior of his/her Home or upon his/her Lot (“**Modification Activity**”) prior to beginning the Modification Activity. Modification Activity, shall include, but is not limited to:

- The removal of any tree.
- Constructing improvements on a Lot.

- Modifying or adding to existing improvements (other than repainting an improvement in its original color or replacing dead plant with the same or similar plant.).
- Installing a fountain, pool, spa, or other water feature.
- Constructing or installing fences, walls, decks, fireplaces, permanent outdoor barbecues, or other hardscape, such as walks, driveways, paving, brick, masonry, railroad ties, wood trim, concrete, rocks, flagstone, or any inert material.
- Landscaping, irrigation, alteration of grades, or drainage.
- Placing any object, ornament, monument, statue, sign, or similar accessory on a Lot that is visible from the street or by neighbors, including, but not limited to, lighting, flags, or lawn ornaments.

These Design Guidelines and the Declaration may identify permitted exceptions.

All applications shall be submitted to the ACC for approval prior to commencing work on the Modification Activity. The fact that similar Modification Activity may exist or has been approved for another site does not automatically set a precedent for similar Modification Activity. Beginning or completing the Modification Activity prior to approval by the ACC does not mean that the approval requirement is waived. An Owner may be required to remove or correct any Modification Activity if not approved.

Notwithstanding anything to the contrary contained in the Declaration or these Design Guidelines, any improvements of any nature made or to be made by the Declarant, its contractors, agents, and/or assigns, including, without limitation, improvements made or to be made to the Common Areas or any Lot or Home, shall not be subject to the Design Guidelines and/or review and approval by the ACC or the Association.

- D. Variance Requests.** Owners may request a variance to these Design Guidelines by submitting an ACC variance request form. Any variance request must include supporting documentation as to why an Owner believes that a variance should be granted on their specific Lot. Any variance granted by the ACC shall be considered unique to that specific application and property and shall not set a precedent for future ACC decisions.
- E. Fees.** All applications shall be subject to the following application review fee (“**Application Review Fee**”) and completion deposit (“**Completion Deposit**”) schedule:

| Total Price of Project(s) | Application Review Fee | Completion Deposit |
|----------------------------------|-------------------------------|---------------------------|
| \$0.00 – \$500.99 | \$0.00 | \$0.00 |
| \$501.00 - \$2,999.99 | \$0.00 | \$250.00 |
| \$3,000.00 – \$9,999.99 | \$0.00 | \$500.00 |
| \$10,000 & up | \$0.00 | \$1,000.00 |

The Application Review Fee and Completion Deposit (if applicable) shall be submitted with the application as two (2) separate checks and shall be made payable to **Gentle Woods North Property Owners Association, Inc.** The Application Review Fee may be waived at the discretion of the ACC. The Completion Deposit will be returned within thirty (30) days of such Owner notifying the ACC of completion of the project, as long as neighboring property and Common Area were not damaged during the project and as long as the Owner’s Modification Activity is completed per the ACC approved plans.

Owners or Owners' contractors who damage neighboring property or Common Area or who do not comply with ACC approved plans are subject to the loss of all, or a portion of, the Completion Deposit.

The ACC may require that the Owner pay the submission and review costs associated with submission and review of plans by an architect or engineer. The ACC may also require that the Owner deposit funds to cover the cost of periodic inspection during the work, to ensure proper cleanup of the work site during and after completion of the work, or to provide reasonable security that a condition of approval will be met. Finally, the ACC may require that Owner submit all quotes and/or proposals including pricing sheets as verification of the total project cost.

If the Owner does not submit an application or alters the plans after application has been approved by the ACC, the Owner may be subject to a fine via the process stated in the Declaration or applicable procedure adopted by the Board of Directors ("**Non-Submittal Fine**") and be required to submit a new application and Application Review Fee. The new application will be subject to approval.

F. Inspections. The ACC may appoint members or representatives to conduct inspections of any Modification Activity in progress and completed work. These inspections may be conducted during reasonable daytime hours, after the approval of an application prior to the commencement of work and at completion of work in order to ensure that the work complies with the approved application. However, the ACC has no obligation to ensure that the work is done in compliance with approved plans or government requirements.

G. Conditions for Commencement of Work. NO WORK SHALL COMMENCE ON ANY MODIFICATION ACTIVITY UNTIL AN APPLICATION FOR THE WORK HAS BEEN SUBMITTED TO, **AND APPROVED** BY, THE ACC.

H. Applying for Approvals from Government Agencies. Unless otherwise expressly approved in writing by the ACC, **prior** to submittal of a request for a permit or approval from any Government Agency, the Owner must obtain the approval of the ACC for the Modification Activity for which the permit or approval will be requested. If the permit or approval from the Government Agency differs from the approval of the ACC, the Owner must re-submit the proposed change to the ACC. Unless required by applicable law, approval by a Government Agency shall not bind the ACC with respect to a permit or approval from the Government Agency which differs from the approval by the ACC.

SECTION II - APPLICATION REQUIREMENTS

A. Applications. All applications shall include the following:

1. *Owner Information.* Name of Owner(s) and Owner(s) contact information.
2. *Lot Information.* Lot number, phase number, and street address.
3. *Modification Activity Information.* Appropriate information for the particular type of Modification Activity, as summarized below.
4. *Contractor Information.* Name, street address, and contact information of contractor doing the proposed work.

B. Landscaping or Site Work Affecting Landscaping. Such applications shall include the following:

1. Name of Landscape Designer. Name of any landscape designer involved in preparing the landscaping plans, including the landscape designer's street address and contact information.
2. Landscape Plans. One (1) hard copy or a digital PDF copy of the landscape plans, including (unless otherwise expressly approved by the ACC):
 - a. North arrow; scale of drawing; existing site features; existing trees (type and diameter at five feet above existing grade); significant shrubs; property lines; adjacent land uses (examples: Lot, Common Area, retention/detention areas, etc.); and location or edge of streets, sidewalks, walls, fences, houses, decks, patios, walks and drives. Minimum scale of drawings to be 1 inch = 20 feet.
 - b. Proposed changes to items listed above, including any additional hardscape that Owner desires to install, such as brick, masonry, wood edging, concrete, rocks or other inert materials; and existing plantings to be removed. Proposed changes should be clearly identified by color, shading, or other contrasting technique. Color pictures, brochures, and color samples of products shall be submitted with the application to assist the ACC in understanding the application.
 - c. Existing site drainage, including drainage structures, direction and slope of flow and any proposed alterations to this drainage.
 - d. Proposed plantings, with plant list and plant key for any abbreviations used, varieties, quantities, sizes, and spacing. Locations of proposed trees, shrubs, ground covers, mulching, and grassing (clearly labeled). Plant symbol to be to scale and show mature size (diameter) of the proposed plant with a circle. Indicate center of proposed plant with a "+" and the center of an existing plant with an "o".
 - e. Plan for any irrigation system modifications (preferably on a separate drawing) to include location of automatic timer box and any rain sensor, and approximate location of valves, sprinkler heads, irrigation lines and sizes.

C. Changes or Additions to Structures. Such applications shall include the following:

1. Name of Architect/Contractor. Name of any architect or contractor involved in preparing the proposed plans, including the architect or contractor's street address and contact information
2. Proposed Plans. One (1) hard copy or a digital PDF copy of the proposed plans, including (unless otherwise expressly approved by the ACC):
 - a. Site drawings showing North arrow; scale of drawing; existing site features; trees (type and diameter at five feet above existing grade); significant existing shrubs; property lines; adjacent land uses (examples: Lot, Common Area, retention/detention areas, etc.); and location or edge of streets, walks, walls, fences, houses, utility equipment, decks, patios, and drives. Minimum scale of drawings to be 1 inch = 10 feet.
 - b. Existing and proposed floor plan.
 - c. Existing elevation (photograph acceptable) and elevation of any proposed exterior modification. (If Owner has a photograph of another house or a picture from a magazine or brochure such photo does not replace the requirement for plans and details of changes to Owner's property.)

- d. Proposed material and color samples, including location of proposed use. If Owner intends to repaint all or a portion of their Home in a different color than it was originally painted, Owner must submit actual paint swatches, as well as color photos of the Homes on either side and directly across the street from the respective Home.
- e. If the change or addition affects the roof or roofline, a roof plan should also be submitted. A building section may be requested depending on the complexity of the change or addition.
- f. Minimum scale of floor plan, elevation, and sections shall be ¼ inch = 1 foot.

D. Property Management Review of Selected Modifications. The ACC may delegate authority to the property manager to review and approve specific routine modifications for the convenience of Owners. If the approval decision is not clear-cut, the property manager will forward the application to the ACC for a decision.

E. Review Procedure and Notice of Pending Application. Unless otherwise expressly approved by the ACC, the ACC shall review each application based solely on the information contained within the application. If the Modification Activity is, in the opinion of the ACC, likely to be controversial or a matter of substantial community interest, the ACC may require that a notice or sign, in a form approved by the ACC, be placed on the property for a reasonable time to give notice of the pending application.

Reasonable efforts shall be made by the ACC to respond to an application within ten (10) business days of receipt of all required information. However, the ACC shall have up to thirty (30) days upon receipt of all required information to render a decision. Any requests shall be deemed disapproved if the ACC fails to issue a written approval or disapproval with thirty (30) days of the proper submission of all required documentation. Disapproval by the ACC may be appealed to the Board of Directors, and the determinations of the Board of Directors shall be dispositive.

F. Notice of ACC Decision. Upon completion of review by the ACC, one set of plans or a digital PDF packet shall be returned to the Owner accompanied by a letter or cover page indicating the ACC's decision. The action of the ACC shall be stated in one of the following ways:

1. “Approved.” The entire application submitted is approved in total.
2. “Approved as Noted.” The application submitted is partially approved or approved with conditions. An Owner may only proceed with the work to be performed if it complies with all conditions set forth in the letter from the ACC, or on or in any document enclosed with the approved packet.
3. “Not Approved” (*Denied*). The entire application submitted is not approved and no work shall commence.

G. Effect on Building Permit or Other Government Approval. If the application for a Modification Activity submitted by an Owner requires a building permit or other governmental requirement, approval by the ACC is not a guarantee that such permit or other government requirement will be approved by the appropriate Governmental Agency. If the appropriate Governmental Agency requires modification to the plans approved by the ACC, such modifications must also be approved by the ACC in order for the Owner to proceed with the Modification Activity.

- H. Effect of Modifications on Home Warranties.** Owners are responsible for verifying the effect of any proposed modifications against any existing warranties for nullification concerns.
- I. Owner Responsibilities.** It is the responsibility of each Owner to comply with all requirements of these Design Guidelines in addition to the Declaration and any applicable supplemental Rules and Regulations.

SECTION III - RESIDENTIAL ARCHITECTURAL CRITERIA

- A. Architectural Character.** Original Home styles are to be maintained except as approved by the ACC.
- B. Architectural Impact on Nearby Property.** Applications for additions to a structure shall be reviewed for proximity to setback lines, impact on drainage and significant buffering foliage, and access for drainage and utilities. Where the ACC determines that there is a significant adverse impact, the application will be “not approved” or “approved as noted”.
- C. Standards May Vary.** Design or exterior changes appropriate for property in one area may not be applicable to another area.
- D. Waiver of Standards.** The ACC shall have the right, in its sole discretion, to waive, in writing, specific standards as they apply to a particular application if the ACC determines, in its sole discretion, that such waiver is warranted as a result of special conditions or factors not commonly encountered and such waiver will not have a material adverse impact on these Design Guidelines and the Community. Any waiver shall be limited to the maximum extent feasible while responding to the special conditions or factors. Such variances may only be granted when unique circumstances dictate and no variance shall (i) be effective unless in writing, (ii) be contrary to the restrictions set forth in the Declaration, or (iii) stop the ACC from denying a variance in other circumstances. The approval of an application shall not be construed as creating any obligation on the part of the ACC to approve applications involving similar designs for different Lots. The ACC may authorize variances from compliance with any of the Design Guidelines.
- E. Home and Lot Modifications.**
- 1. Approved Materials.** Unless expressly approved by the ACC, all materials used in maintenance, repair, additions, and alterations shall match those used in the original construction of the Home as to color, composition, type, and method of attachment. When house, storm or hurricane windows are added or replaced with new materials, the description, trim color and glazing specifications on those materials shall be included with the application for addition or replacement to ensure that the long-term appearance will be compatible and will not degrade with long term exposure to the elements. The ACC may allow substitute materials.
 - 2. Arbors/Archway/Trellises.** Arbors, archways, and trellises shall not be permitted in front or side yards. The placement of arbors, archways, and trellises shall be at least twenty (20) feet from any neighbors Lot line, may not obstruct a neighboring Lot’s view of a natural landscape feature, including, but not limited to, a pond or common green space, and may only be placed in the rear yard. Application for size, materials, and placement shall be submitted to and approved by the ACC prior to installation.

3. Architectural Design. The architectural design of any and all additions, alterations, repainting, and renovations to the exterior of an existing Home shall conform to, or be compatible with, the design of the original Home in style, detailing, materials, and color. Any such addition, alteration, or renovation shall be made only after application to, and written approval by, the ACC.
4. Covered Patios. Homes with a covered patio may later enclose the patio with screening or a combination of windows, doors, and screening approved by the ACC. All screened structures must be constructed using dark bronze aluminum framing and black or charcoal screening. Any renovation of a covered patio to a screened patio (or a window/screen combination) or patio addition, extension, etc. shall be made only after application to, and written approval by, the ACC. Conversion to a conditioned living space may void warranties the Owner has from the Declarant or any applicable third party.
5. Decorations. Decorations attached to walls, on pedestals, or suspended from a covered structure are acceptable if the decorative features are in harmony with the property's frontal view, in the sole discretion of the ACC. All decorations are subject to approval by the ACC.
6. Decorative Outdoor Furniture. Decorative furniture shall be in harmony with the frontal view in style and color, in the sole discretion of the ACC. Furniture in the front of the Home may only be placed on the front porch. All decorative furniture must be designated as outdoor furniture and shall be subject to approval by the ACC.
7. Exposed Rafters. Exposed rafter type covers shall match the Home material and color when the patio is attached or has a common side with the Home and shall be installed only after application to, and written approval by, the ACC.
8. Fence/Gates. Refer to Section IV(F) on page 15 of these Design Guidelines.
9. Flags. No flag or banner shall be exhibited, displayed, inscribed, painted or affixed in, or upon any part of the Community that is visible from the outside without prior written approval from the ACC (other than those exceptions listed within the Declaration). Flags that will be approved by the ACC in the Community include (1) official flag of the State of Florida displayed in a respectful manner, and one (1) official flag, not larger than 4 ½ feet by 6 feet and displayed in a respectful manner, which represents the United States Army, Navy, Air Force, Marine Corps, Coast Guard, or POW-MIA flag. All flags shall be maintained in good condition and should not be displayed on days when the weather is inclement. Proper lighting is required for nighttime display of the American Flag. However, flags or signs for sports teams may be displayed a day before, the day of, and a day after a sporting event (a maximum of three (3) days). Flags and signs for sports teams cannot exceed twelve (12) square feet.
10. Front Area and Courtyard. Front courtyards with fence structures are not permitted. No part of the front entry/porch/courtyard shall be enclosed by screen or full walled (floor to ceiling) structure.
11. Front Door. Front doors shall be painted a solid color that shall be compatible to the color of the Home. Materials used shall be suitable for front door installations. Storm doors and screens shall be of manmade material (e.g. no wood storm doors).
12. Front Entryway and Porch. Modifications to the front entryway and porch which are visible from the street must be in compliance with these Design Guidelines and aesthetically in harmony with the individual and neighboring properties and shall be made only after application to, and written approval by, the ACC.

- 13. Gutters and Downspouts.** The location, type, and color of all gutters, downspouts, splashguards, and gutter guards, shall be approved by the ACC prior to installation. All gutters, downspouts, and splashguards shall be constructed of either aluminum or copper. All gutters must be maintained in a neat and attractive condition similar to that of when they were first installed.
- a. Gutters.** All gutters shall be seamless, between 6” and 7” wide, and constructed of aluminum or copper. The color of all aluminum gutters shall match the color of any preexisting gutters installed by the Declarant, or if no gutters were installed by the Declarant, the fascia, or they may be white.
 - b. Splash Guards.** All splash guards shall match the color of the gutters.
 - c. Gutter Guards.** All gutter guards shall match either the color of the shingles or the gutters.
 - d. Downspouts.** All downspouts shall be seamless (*unless a break or angle in the downspout is required*) and constructed of aluminum or copper. The preferred dimensions for all downspouts is 3”x 4”. The color of all aluminum downspouts shall match the color of any preexisting downspouts installed by the Declarant, or if no downspouts were installed by the Declarant, of the surface to which they are affixed or the surface to which they are adjacent (*color of Home or exterior trim*) or they may be white. Homes with copper gutters shall have copper downspouts. Owner should make every effort to prevent downspouts from being installed on the front of the Home. The preferred location for downspouts shall be the sides and/or back of the Home. However, the ACC understands that this is not always feasible and will approve downspouts on the front of the Home based on the recommendation from the gutter installation company.
 - e. Splash Blocks.** All splash blocks should be placed or screened in such a way as to not be visible from the road and should blend in with the landscaping or color of Home.
- 14. Height of Building.** The height of the roof-line of any addition to an existing Home shall not be higher than the original roof-line.
- 15. Hurricane Protective Systems (Hurricane Shutters).** Hurricane Shutters shall be used as a protection system only in the event of an oncoming storm and are not to be confused with decorative shutters. The system may not deviate from the aesthetic look of the Homes. If approved, mounting brackets but no tracks or other similar fixtures, may be permanently installed on the Home. The system may not be implemented earlier than forty-eight (48) hours prior to a named storm’s arrival or winds of 50 mph or more are predicted and must be removed and stored no later than seventy-two (72) hours after a storm. Manufacturers’ catalog(s) and the selected design, as applicable, shall be attached when applying through the ACC.
- 16. Lot Drainage/Roof Drainage.** As provided for in the Declaration, no person shall alter the drainage flow of the Stormwater Management System, including buffer areas or swales, without prior written approval of the St. Johns River Water Management District and the ACC. All new or altered roofs shall drain to the ground solely within the deeded Lot area. No roof shall drain directly onto a neighboring property. Roof gutter downspouts shall be directed to splash blocks or other impervious surfaces, plastic flexible drain tubes, or to undersurface drainage lines within landscaping.
- 17. Pergolas/Gazebos & Similar Structures.** Pergolas, gazebos and similar structures are not permitted in front or side yards. The placement of pergola or gazebo structures shall be at least twenty (20) feet from any neighbor’s Lot line, may not obstruct a neighboring Lot’s view of a

natural landscape feature, including, but not limited to, a pond or common green space, and may only be placed in the rear yard. Application for size, materials, and placement shall be submitted to and approved by the ACC prior to installation.

18. Playground Structures & Equipment. Except as may be permitted by the ACC, all bicycles, tricycles, scooters, skateboards and other play equipment, wading pools, baby strollers and similar items shall be stored so that such items are not visible from any portion of the Common Area or any other Lot. Except as approved by the ACC (which approval may be withheld in the ACC's sole and absolute discretion), no basketball hoops, playhouses, jungle gyms, or other play sets that may be visible from any portion of the Common Area or any other Lot may be installed on any Lot.
19. Setback Lines. Setback lines for the Community are usually defined by the Declarant or County and recorded on the applicable Plat or stated in the applicable Declaration for the purpose of protecting against overbuilding a property site and imposing improperly on neighboring properties. All additions to Homes shall be built within the established setback lines for the Community, regardless of more lenient requirements of any local Governmental Agency. The minimum setbacks are set forth in part in **Exhibit A**. If a Lot has more stringent setbacks than those in **Exhibit A**, the more stringent setbacks shall apply.
20. Shade Devices. Man-made screens and shade devices must appear as an integral part of the building elevation and shall be made of materials that complement the Home. Awnings or any other shading devices shall only be applicable to windows and doorways and not ancillary equipment. Such devices shall be in harmony as to size, style, and color with the Home and application to shaded opening. Fabric awnings or similar shading devices may be permitted on the rear of the Home when the color, which must be solid, is muted and consistent with the color of the Home, roof, shutters and community-wide standards and only upon approval by the ACC. The color of the exterior shading devices shall complement the Home. Awnings or such other devices shall have a retractable feature, either mechanical or manual, for storage in inclement weather. Fixed awnings are not permitted. Shading devices shall not extend over ten (10) feet. In the event cleanliness or repair becomes a factor, the Owner will be given seven (7) days to correct the problem. If conditions persist, the ACC will seek corrective action from the Association for the removal or restoration of the awning or shading device.
21. Shutters and Window Boxes. Upon approval by the ACC, shutters and/or window boxes may be installed. Shutter design and color and window box design and color shall be complimentary to the Home design and overall aesthetic of the Community.
22. Slope of Roof. No alterations or improvements shall be made which provide a roof slope of less than three (3) feet vertical to twelve (12) feet horizontal. All screened areas shall have roof designs with a minimum pitch of three (3) feet vertical over a twelve (12) foot horizontal. Pitches can be broken to match the existing Home roof, but no screened roof design shall appear as a flat pitched surface from any external elevation. Current dwelling designs will be considered.
23. Wall Height. All room additions and enclosures shall have a minimum interior wall height from finished floor to the lowest ceiling of the existing structure. Exterior doors shall open to a level structural landing if the step down to resulting grade exceeds eight (8) inches.
24. Water Features. The maximum depth of a water feature (e.g., Koi pond) is two (2) feet.

25. *Yard Furniture.* Furniture and patio umbrellas are not permitted in front yards, including courtyards. Yard furniture (e.g., lawn chairs, lounges, gliders, tables, and umbrellas) in rear yards shall be placed no closer than twenty (20) feet to the nearest property line and must be placed on hardscape material adjacent to the Home.

SECTION IV - LANDSCAPE AND HARDSCAPE GUIDELINES

A. Landscaping. Each Owner within the Community shall be responsible for maintaining, repairing, and replacing all landscape and irrigation improvements originally installed by the Declarant on the Lots as provided in the Declaration. Any additional landscaping approved by the ACC and added by an Owner shall be included in the Owner's weekly landscape maintenance schedule.

B. Plantings. Landscaping plantings shall be subject to approval by the ACC. If approved, the plantings must be maintained to present a neat appearance with no overgrowth onto roofs. Plantings may be suspended or placed on pedestals or placed in decorative containers with applicable irrigation devices only after application to, and written approval by, the ACC. When decorative and plant items that were previously approved are to be changed to similar items and are in compliance with the Design Guidelines, re-application is not required.

C. Landscaping for Lots. Landscaping must be consistent with the following minimum requirements:

1. *Commonly Used Plant Material.* Refer to **Exhibit C** for a list and description of recommended plant materials. Yards shall be completely sodded with an approved sod type. Lots must be completely sodded to the property line. Use of artificial flowers or trees anywhere outside the roofed area of the Home is prohibited. Use of annual plants in planting beds is acceptable upon approval by the ACC.
2. *Irrigation Systems.* All developed Lots and landscaped plantings shall be maintained by a fully automatic underground watering system. When using sprinklers, care should be taken to avoid over spray on patios, sidewalks, streets, and driveways ("**Hardscape**"), structures, windows, and adjacent properties.
3. *Landscape and Lawn Maintenance.* Owner maintenance of the lawn shall include planting, sodding, and maintaining of the landscaping, shrubbery, lawn, mowing of sod or turf, fertilization, weed and lawn pest control, weeding of landscape areas, keeping installed irrigation system functioning, and all related and/or affiliated activities as determined by the Association in its reasonable discretion.
4. *Planting Beds.* The planting beds that were constructed or installed by the Declarant (or previously approved via the modifications process) may be planted, upon approval by the ACC, with any plants from the list of the commonly used plants found in **Exhibit C** or other ACC-approved plants. Any plants other than those listed in **Exhibit C** will need to be approved by the ACC before an Owner may have them install in any planting beds.
5. *Vegetable Gardens.* All vegetable gardens and their locations shall be submitted to the ACC and are subject to approval by the ACC. Owners shall take care to install vegetable gardens in the least visible location on a Lot from the road or Common Area and the approval of a vegetable garden may come with requirements to screen said vegetable gardens from view of the road or Common Area. The ACC may also place limits on the size of vegetable gardens

based on the size of the Owner's Lot. Owner will also be required to maintain the vegetable garden in a neat and attractive condition and if Owner no longer wants or needs a vegetable garden, Owner shall be required to remove the vegetable garden and resod and irrigate the vegetable garden's location.

6. Fruit Trees. Lots may contain no more than two (2) fruit bearing trees at any one time. The location and type of fruit bearing tree shall be subject to ACC review and approval. All fruit bearing trees shall be located in the rear of the property. All fruit bearing trees must be maintained in good condition which shall include fertilizing, pruning, and harvesting of fruit as proscribed by the University of Florida's Institute of Food and Agricultural Sciences division as well as the consistent removal and disposal of fruit that has fallen from the fruit bearing trees.
7. Swales. Plants, flowers, shrubs, and trees shall not be planted in the swale so as to obstruct storm drainage along the side yards of the Lot.

D. General Landscaping Criteria. Basic planting requirements should, at a minimum, address the following areas:

1. Approvals. The ACC may reject any proposed plant it considers inappropriate.
2. Permitted Ground Cover. The ground surfaces of all Lots, except those occupied by hardscape or structures, shall be covered with a combination of landscaping, sodded grass lawn, planted ground cover, and approved mulch materials as listed in **Exhibit B**. The percentage of sodded grass lawn area installed in the original landscape plan for each Lot shall remain the same unless otherwise approved by the ACC. If a living ground cover is proposed in place of the sodded lawn, approval shall be secured from the ACC prior to the commencement of work. For the purpose of these Design Guidelines, topsoil or decomposed granite shall not be considered inert material. No artificially colored or painted rock shall be permitted. Ground cover or inert material shall not be used to spell out names, nicknames, names of states, city athletic teams, slogans, states, emblems, geometric patterns, or any other communication. In order to prevent soil erosion and to maintain positive drainage, the original grades of the Lot shall be maintained during landscape and sod installation. For this reason, a minimum sod buffer equal to that of the original sod installation on the front curb and rear property line must be maintained as a drainage area. Retention/Detention Area Slopes and banks are included in the sod buffer. The Lot Owner shall hold harmless the Declarant, the Association, and the Association's management company for any property damage, including damage to the Home, caused by an alteration of the grades or changes in the drainage patterns in connection with the design, installation, or maintenance of Owner's landscaping done by Owner or hired landscape contractor.
3. Living Tree Removal. Living trees may not be removed without the prior approval of the ACC. Exceptions to this are trees that pose an imminent hazard to persons or property. Hazardous trees are those that are uprooted and leaning or have large limbs or branches that splintered or are otherwise damaged resulting in debris that may fall without warning. Owners removing hazardous trees without approval shall have written documentation and/or photographs of the hazard before removal. Trees approved for removal shall be cut at or ground down to grade level. Any trees removed with or without approval from the ACC will be required to be replaced with a like kind and size tree.

4. Dead or Diseased Plantings. Dead or terminally diseased plantings shall be removed by the Owner and all material resulting from removal of the diseased plantings should be disposed of properly. All material resulting from tree removal must be disposed of properly. Any trees removed with or without approval from the ACC will be required to be replaced with a like kind and size tree.
5. Natural Vegetation. Natural vegetation shall be maintained to its appearance at the time Owner takes possession of the Home.
6. Restrictions on Paved Cover. Walkways may be expanded to a maximum of forty-eight (48) inches wide upon approval by the ACC and the expansion material shall be restricted to the existing walkway material. Other changes to walkways/driveways are limited to approved colors, patterns, texture, coatings and materials.

E. Landscape Accessories. Landscape accessories are considered any items placed in the Lot that have not otherwise been discussed in these Design Guidelines, including, but not limited to, décor, garden flags, gnomes, and landscaping rocks. All landscape accessories require approval from the ACC. Placement and style of all landscape accessories shall be subject to approval on an individual basis consistent with the overall aesthetic scheme of the Community. No more than three (3) landscape accessories shall be approved on any Lot. No landscape accessory mounted on entryway columns or walls shall be in excess of eighteen (18) inches in height. Properties facing streets on two or more sides shall use landscaping to screen accessories. Applicants shall provide landscape plans that incorporate accessories to show how they are shrouded from the adjacent property Owner's view.

1. Arbors. Arbor construction and installation shall be applied for and approved through the ACC and are considered a landscape accessory. The placement of arbor structures shall be at least twenty (20) feet from any neighbor's Lot line and only in the rear yard. The maximum size of any arbor shall not exceed the height of eight (8) feet, the width of three (3) feet, and the depth of two (2) feet with the wider dimension parallel to the rear Lot line. The arbor shall have approved vegetation, which will be required on the finished product. Application for size, materials, and placement shall be submitted to and approved by the ACC prior to installation. Vegetation shall be maintained to present a neat appearance with no overgrowth onto roofs or walkways.
2. Bird Houses/Feeders. Bat houses, butterfly houses, bird houses, and bird feeders shall be subject to review and approval by the ACC, shall be designed and placed to be in harmony with the surrounding environment, and shall only be placed in the rear yard. Houses and feeders other than Martin houses shall not exceed six (6) feet above ground level. Martin houses shall not exceed two (2) levels and shall not exceed twenty (20) feet above ground level. No house or feeder shall constitute a hazard to neighboring properties or be a haven for pest animals.
3. Fountains. Fountains shall be limited in height to four (4) feet six (6) inches above the natural grade of the Lot. Any fountain shall be of natural material, color, and design, each of which is compatible with the overall architectural theme of the Community. Fountains shall be permitted in the front yard and rear yard of all Lots; provided, however, no more than one fountain shall be permitted in each yard. Fountains shall be subject to review and approval by the ACC for style and placement.
4. Ground Mounted Landscape Accessories. Ground mounted landscape accessories may not be in excess of three (3) feet in height. Examples include, but are not limited to, low ground flags,

statues, sculptures, bird baths, plant stands, potted plants, lawn ornaments, lighthouses, and other miniature structures.

5. Holiday Decorative Accessories. Temporary statues, artifacts, and other holiday decorative landscaping accessories are allowed within a reasonable period prior to, during, and after a holiday season; provided that all such items shall be removed fourteen (14) days after the holiday, unless otherwise specifically authorized in the Declaration.
6. Trellises. Trellis construction and installation shall be applied for and approved through the ACC and are considered a landscape accessory. The placement of trellises shall be in a planting bed and only in the rear or side yard. The maximum size of any trellis shall not exceed the height of eight (8) feet, the width of three (3) feet, and the depth of six (6) inches with the wider dimension parallel to the side or rear Lot line. The placement of a trellis in a side yard planting shall not be more than two (2) feet from the wall of the Home. The trellis shall have approved vegetation, which will be required on the finished product. Application for size, materials, and placement shall be submitted to and approved by the ACC prior to installation. Vegetation shall be maintained to present a neat appearance with no overgrowth onto roofs or walkways.

F. Plastic Sheeting. The use of solid plastic sheeting or polyethylene over ground cover areas will not be permitted. If landscape fabric is used, it must allow the free flow of water, air, and gases to and from the soil. Weed control fabrics may only be used with prior approval of the ACC. All weed control fabrics must be kept thoroughly covered with a three (3) to four (4) inch layer of approved mulch material.

G. Fencing.

1. ACC Approval – ACC approval of the type, style, height, location, color and material of fencing must be obtained by all Owners **PRIOR** to beginning the installation of a fence inside the Community.
2. Procedure for Submitting a Fence Request to the ACC – All Owners shall be required to submit an application to the ACC. The application shall include:
 - a. A Site Plan showing all of the following:
 - i. Property boundaries,
 - ii. Lot number or address,
 - iii. All easements,
 - iv. All improvements on the Lot,
 - v. Proposed fence location,
 - vi. Proposed locations of all gates, and
 - vii. Location and style of any adjoining fences.
 - b. A fencing spec sheet showing:
 - i. Style/Type,
 - ii. Material,
 - iii. Height, and
 - iv. Color.

**Failure to submit the above listed items may delay the approval of your fence application or result in a denial of such application.*

3. *Fencing Guidelines*. Fences are permitted only on the rear and portions of the side yard of a Lot in the Community as follows:
- a. The approved fencing style/type in the Community shall be limited to only 4' transparent two or three rail black aluminum ornamental fencing (mandatory for Lots adjacent to retention/detention areas or other water bodies) and 6' white vinyl privacy fencing (see **Exhibit D**). Puppy fence pickets or mesh may be permitted by the ACC where the 4' transparent two rail black aluminum ornamental fencing has been approved but must be black so as to match the fence.
 - b. Electric, underground, or invisible pet containment fencing is permitted inside the Community, but must be submitted and approved by the ACC prior to installation. Any invisible fencing approved on a Lot must be installed along the setback lines and may not extend any closer than ten (10) feet from the sidewalk (or curb if no sidewalk on that side of the street) as measured from the inside edge (edge closest to the Home).

**Please Note: This type of fencing shall be used only as a secondary measure for pet containment and does not preclude Owner from the requirement that all pets be kept on a leash or contained inside a fully fenced yard. "Fully fenced" shall mean an area of containment created by a physical, visible and tangible barrier as approved by the ACC.*

- c. Due to the various types of Lot locations in the Community, the Declarant has set forth restrictions on certain Lots within the Community (see **Exhibit E** for further clarification as to the type of fence that may be installed on each Lot).
- d. All fences constructed on Lots must be constructed along the property boundary (See **Exhibits F**, for fence location criteria). All side yard fences must terminate no further than 1/2 of the way up the side of the Home as measured from the rear of the Home.
 - a. ****Specialty Lot Conditions:** if your Home is located on a corner Lot, your Lot shall be considered a "Specialty Lot" and the side yard fence facing the street must terminate no further than 1/3 of the way up the side of the Home as measured from the rear of the Home and the ACC may require that the side yard fence have shrubs or other similar types of landscaping installed and maintained along the exterior of the fence facing the street to enhance the overall architectural appearance of the Community.*
- e. All Lots backing up to any retention/detention area or other water body must install a gate on the rear property line in order to allow access to perform landscape maintenance up to the water's edge, to the extent required by the Declaration.
- f. Adjoining property owners shall share common side yard fences as parallel fences are not permitted in the Community. There may be exceptions to this rule where an access easement is shared by two Owners.
- g. Certain prominent locations within the Community require specialty conditions to achieve the overall theme of the Community. The fencing type and configuration allowed on these Lots will be determined on a case by case basis and will take into account the current and future configuration of fencing on adjoining and abutting Lots. The ACC or Declarant shall also have the authority to require a landscape buffer or landscape screen be installed on the

interior or exterior of the approved fence to aid in overall aesthetics and appearance of the Community.

H. Privacy Hedging/Plantings. Plantings used for screening or landscaping along property lines shall require prior approval by the Reviewing Body and shall be located or designed to not interfere with swale drainage. No plant or other landscaping may be located on an easement. THE MAXIMUM HEIGHT FOR PROPERTY LINE PLANTINGS SHALL BE five (5) feet six (6) inches and all plantings and hedges shall be maintained so as not to encroach onto adjacent property. Privacy screening may not extend five (5) feet further than the structure of the Home.

I. Ancillary Equipment.

1. Antennas, Aerials, and Satellite Dishes. No antenna, aerial, satellite dish, or other device for the transmission or reception of television or radio (including amateur or ham radios) signals of any kind will be allowed outside the Home, except those antennas whose installation and use is protected under Federal Law or regulations (generally, certain antennas under one meter in diameter) provided that an application for such an antenna or other device shall be submitted to the ACC and such application will only be approved if:
 - a. The antenna or other device is designed to assure the minimal visual intrusion possible (i.e., is located in a manner that minimizes visibility from the street and preserves the community-wide standard); and
 - b. The antenna or other device complies to the maximum extent feasible with these Design Guidelines within the confines of applicable Federal regulations, i.e., without precluding reception of a quality signal or unreasonably increasing the cost of the antenna or device. The applicant shall provide reception readings taken by the installer or self for potential locations, which make the antennae least visible. The following are preferred locations (see **Exhibit H** for further clarification)
 - Rear of the Home, below the ridgeline.
 - Rear of the Home, attached to the roof or the fascia.
 - Side of the Home, toward the rear, attached to the roof or fascia.
 - Side of the Home, toward the rear, attached below the eave.
 - Ground mounted, rear yard, and screened with shrubs.
 - Ground mounted, side yard, toward the rear yard, and screened with shrubs.
2. Exterior Appliances. Installation of exterior water softeners, AC units, generators, fuel tanks, water filters, trash or compost containers/piles, and any hardscape enclosed areas (other than pool/spa and filter equipment described in Paragraph 4.13) are permitted upon approval from the ACC and with adequate screening.
3. Exterior Sound Emitting Devices. Any exterior sound emitting devices (speakers, sound players, insect/animal repellent/chasers, chimes, etc.) shall not create an audible nuisance to the Owners/occupants of adjacent Lots.
4. Interior Water Treatment. All interior water treatment systems shall be connected to the sewage system.
5. Mechanical Equipment. Mechanical equipment or other service areas such as utility boxes shall be screened and allow for access to equipment for servicing.

6. Roof Top Decorations. Roof top decorations, cupolas and application of non-functional articles other than lighting, ventilating, solar panels, and antennas mentioned above are prohibited. Any changes to the rooftop design must be submitted in detail with the application to the ACC.
7. Storage Pods, Dumpsters in a Bag, or Roll off Dumpsters. Storage pods, dumpsters in a bag, or roll off dumpster are not permitted to be stored on a Lot for more than fourteen (14) days without prior approval from the Board of Directors or the Manager, as authorized by the Board of Directors.
8. Window and Roof Mounted Equipment. Window and roof mounted equipment (including mechanical equipment or air conditioning units) shall not be allowed. Supplemental heating and cooling equipment may be installed in walls, and attic ventilation devices and solar panels may be installed on the roof with approval of the ACC. A sound barrier may be required for added equipment.

J. Waste & Recycling Containers. All trash, garbage, and recyclables shall be stored in covered containers, which shall be kept in the garage or completely screened from view of the street and adjacent Homes using a privacy fence or privacy shrubs configured in an “L-shaped” pattern with the open end facing towards the rear of the property, except when they are being made available for collection. All trash, garbage, recycling, and refuse shall be placed for pickup not earlier than the evening preceding pickup, and all containers for garbage, yard waste, and recycling shall be returned no later than the evening of pickup to their normal, hidden location. No outside burning of trash or garbage shall be permitted. No weeds, garbage, refuse, recycling or debris of any kind shall be placed or permitted to accumulate upon any portion of a Lot other than normal construction debris during the course of construction of a Home.

K. Sheds.

1. General Limitations. No sheds shall be approved on any Lot or anywhere in the Community from the date of adoption of these Design Guidelines moving forward.

L. Signage.

1. General Limitations. Posting of signs of any kind shall not be displayed on a Lot, Home (if visible from the exterior of the Home), vehicle, or Common Area except for those required by law. However, upon written approval from the ACC, an Owner may display one (1) “For Sale” or “For Rent” sign in the front yard, either to the left or right side of the driveway, that adheres to the style and dimensions set forth in **Exhibit G**. Any such sign shall be removed within five (5) days from the date a binding agreement is entered into for the sale of the property or immediately upon the removal of the property from the market, whichever occurs first.
2. No Soliciting Signs. Owners shall be permitted to post “no soliciting” signs near or on the front door, or in the front yard near the entrance to a courtyard. Such “no soliciting” signs shall be professionally prepared (no hand lettering) and shall not exceed one (1) foot in height above grade if placed in the ground. Any such sign shall not exceed a size of thirty-six (36) square inches (e.g., three (3) inches by twelve (12) inches) whether placed in the ground, on the front door or in a window near the front door.

3. Security System Signs. Owners shall be permitted to post a sign from a security/alarm company providing services to such Owner or the Home. One single-sided small security/alarm sign may be placed in the front yard where it is visible to persons approaching the Home, and a sign may also be placed in the windows of the Home. The sign shall be professionally prepared (no hand lettering) and shall not exceed two (2) feet in overall height from finished grade and/or seventy-two (72) square inches in size (e.g., eight (8) inches by nine (9) inches) if placed in the ground; or exceed sixteen (16) square inches in size (e.g., four (4) inches by four (4) inches) if placed in a window.
4. Exemption. Notwithstanding the above, the Declarant and its authorized designees shall be allowed to install any sign(s) necessary for purposes connected with the development of the Community and/or as may be described in the Declaration.

M. Other Prohibited Exterior Features. The following features shall be prohibited from use in the Community:

- Permanent clothes lines or clothes poles on the front yard of the Lot. Only retractable clothes lines located on the rear of the Home may be permitted and all clotheslines must be able to be retracted and stored when not in use.
- Outdoor electronic pest control devices (bug zappers).
- Window A/C units.
- Above ground swimming pools.
- Dog houses and other animal dwellings.
- Dog runs and other fencing or enclosures for pets; provided, however, this restriction shall not apply to fences located on Lot lines to enclose the entirety of the rear yard of a Home.
- In-ground basketball hoops. (Free standing portable basketball hoops are permitted, but must be used only on driveways and not on the street and they must be stored in the garage when not in use. Owners are also required to maintain the basketball hoop in a neat, attractive and working order. The Association may ask an Owner to remove rusted or broken basketball hoops).

Notwithstanding the above, the Declarant shall be allowed to install, or authorize its designees to install, any structure(s) necessary for purposes connected with the development of the Community.

N. Lighting. The Owner is required to submit an application to the ACC for review for all exterior lighting modifications. No exterior lighting shall be permitted that constitutes a nuisance or hazard to any other Owner or as otherwise deemed a nuisance or hazard in the reasonable discretion of the ACC.

1. Fence/Building Mounted. Exterior fence or building mounted light fixtures, including motion detector, spotlights and floodlights shall conform to the architecture of the Home and shall be subject to approval of the ACC. Any enclosure of a light fixture shall be designed to conceal the lamp (bulb) and to direct the light downward.
2. Holiday Lighting. Holiday lighting and decorations will be permitted so long as the lights and decorations are unobtrusive, are installed only during the appropriate season, and are removed within fourteen (14) days after the holiday, unless otherwise authorized pursuant to the Declaration.
3. Lampposts. No lampposts shall be permitted on any Lot.

4. Landscape Requirements. Junction boxes shall be placed below grade to minimize day-time visibility of the hardware.
5. Landscape/Walkways. Illumination of landscaping (thirty-six (36) inches high or less), as well as for walks and driveways, shall be accomplished with low wattage fixtures, ground mounted. Decorative low voltage/solar light fixtures for low-level landscape and path lighting are permitted. Fixtures shall be installed and maintained in a vertical position. A maximum quantity of twelve (12) low-voltage or solar lights may be installed in front yards. A maximum quantity of twelve (12) low-voltage or solar lights may be installed in rear and side yards (combined).
6. Large Bushes/Trees. Illumination of large bushes and trees is subject to the ACC's approval and shall be accomplished with standard or low voltage (flood or spot) light fixtures, ground mounted and aimed vertically upward.
7. Spotlights/Floodlights. Exterior spotlight and floodlight fixtures shall be either non-motion or motion detector fixtures. Exterior spotlight and floodlight fixture locations, other than the original construction of the Home location(s), require approval of the ACC.

O. Mailboxes. The Declarant shall provide cluster mailboxes in a predetermined location. The color, size, appearance, and location of the mailboxes installed by Declarant shall be preserved and shall not be altered, except that lettering with the name of the Owner may be affixed to the inside of the mailbox without obtaining approval from the ACC. Costs for replacement and/or maintenance of mailbox clusters shall be shared by the Owners. All mailbox replacements are subject to approval from the ACC.

P. Pools, Spas, and Water Features. Above-ground pools are prohibited. Spas and hot tubs are permitted upon written approval by the ACC in the rear yard and only if surrounded by a screen enclosure or sunroom. All screened structures must be constructed using dark bronze aluminum framing and black or charcoal screening. For approval of in-ground pool, in-ground spa, or water feature excavation, the Owner shall submit all plans to the ACC for approval prior to commencing excavation. In most cases, it may be necessary to obtain approval from the appropriate Governing Agency. It will be necessary for a licensed and insured contractor to evaluate feasibility and manage the installation of pools and spas. A fence or screen structure shall be constructed around in-ground pools and in-ground spas in accordance with the provisions of these Design Guidelines. **Any Lot that backs up to a body of water shall be required to screen their pool and pool deck with a dark bronze aluminum screen enclosure and charcoal screening in order to screen the pool and pool area from adjoining Lots and Common Area.** Pool/spa mechanical equipment shall be positioned adjacent to the Home and obscured from view with shrubs or other landscape features. The excavation site shall be well maintained for safety purposes. Attention shall be given to the grading and drainage to prevent erosion.

Q. Outdoor Kitchens. Outdoor kitchens and built-in barbeques shall be subject to written approval by the ACC and upon approval may be placed in the rear yard only, adjacent to the Home or patio and shall not extend laterally past the side wall of the Home. The exterior surround shall match the color and finish of the Home walls. Homeowners installing cooking equipment under a patio roof or inside a screen or glass enclosure should consider requirements for exhaust ventilation. Installation of roof mounted equipment is not permitted in accordance with Section IV(H)(8) of these Design Guidelines.

SECTION V - ENFORCEMENT OF GUIDELINES AND ACC ACTIONS

In the event of a violation of these Design Guidelines or any decision of the ACC, the Declarant or the Board may take any enforcement action authorized by the Bylaws or the Declaration. Any changes or amendments to these Design Guidelines shall only apply to construction and modifications commenced after the date of such amendment. Changes shall not require modification or removal of structures previously approved once the approved construction has commenced. However, changes to, or replacement of, previously approved projects SHALL comply with the architectural criteria in effect at the time of the new modification application.

SECTION VI - AMENDMENTS TO ARCHITECTURAL CRITERIA

The Declarant may amend, modify, or supplement these Design Guidelines at any time as long as it owns any portion of the Community or has the right to annex additional property in accordance with the Declaration. Thereafter, the ACC, or if the ACC is not established, the Board of Directors shall have the authority to amend or change these Design Guidelines. Any amendments, modification or supplements shall apply to construction and modification commenced after the date of such amendment only and shall not require modification or removal of Modification Activity previously approved once the approved construction or modification has commenced.

SECTION VII - DECLARANT IMPROVEMENTS

Any improvements of any nature made or to be made by the Declarant, its Contractors, agents, and assigns, including, without limitation, improvements made or to be made to the Common Areas, as applicable, or any Lot or Home owned by Declarant, shall not be subject to these Design Standards and/or review and approval by the ACC or the Association.

EXHIBIT A: BUILDING SETBACKS

The building setbacks described below are applicable to the Community and recognized by the ACC. Notwithstanding any other provision of law, all building setbacks shall meet these requirements, except for such buildings which are built by Declarant pursuant to approvals obtained from Duval County, as applicable.

| | |
|--------------------|-----------------|
| Front Yard: | 20 feet minimum |
| Side Yard: | 5 feet minimum |
| Rear Yard: | 10 feet minimum |

EXHIBIT B: APPROVED INERT & DRIVEWAY MATERIALS

INERT MATERIALS: Approved inert landscape materials shall include: bark, hardwood mulch, rock and/or stone of naturally pigmented or dark color (i.e., as found in native form), and other materials as may be approved by the ACC from time to time. Pine straw may be approved for reasonable use in bedding, around shrubs and trees, and along the exterior walls of the dwelling. Pine straw is not acceptable as a sod substitute. Determination of whether a material is acceptable for inclusion in any specific situation shall be made by the ACC and shall be in writing.

DRIVEWAY MATERIALS: Driveways and sidewalks shall be poured concrete or concrete pavers. No asphalt shall be permitted. Painting of driveways and sidewalks shall not be permitted.

EXHIBIT C: COMMONLY USED PLANT MATERIALS

Canopy Trees:

Live Oak
Sweetbay Magnolia
Drake Elm
Sweet Bay
River Birch
Dahoon Holly

Palms:

Cabbage Palm
Sylvester Palm

Buffer Trees (full to ground):

Little Gem Magnolia
Eagleston Holly
East Palatka Holly

Flowering Trees:

Magnolia ssp.
Crape Myrtle
Redbud
Dogwood

Accent Trees:

Red Maple
Crape Myrtle
Ligustrum (Patio Tree form)
Little Gem Magnolia
Nellie Stevens Holly
East Palatka Holly

Specimens/Palms

European Fan Palm
Chinese Fan Palm
Windmill Palm

Plant Bed Material (Earth Tone)

Mulch
Pine Straw
Pine Bark

Shrubs

Wax Myrtle
Gallberry (Ilex glabra)
Azalea sp.
Florida Anise
Gardenia
Schillings Holly
Ligustrum (shrub form)
Indian Hawthorne
Podocarpus
Muhley Grass
Spartina
Fakahatchee Grass
African Iris
Lily of the Nile
Burford Holly
Lorapetulum
Viburnum suspensum
Indian Hawthorn
Liriope

Groundcovers

Mexican Heather
Lantana
Dwarf Asian Jasmine
Confederate Jasmine
Shore Juniper
Mondo Grass

Ground Covers/Grasses/Accents

Shore Juniper
Sand Cordgrass
Liriope sp.
Daylily
Dwarf/Asiatic Jasmine
Mondo Grass

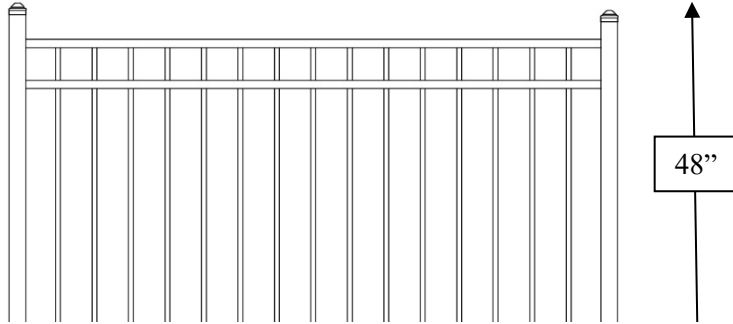
Turfgrass/Sod

St Augustine Grass 'Floritam'
Zoysia

NOTE: *This list is to be used a recommendation and is not an all-inclusive list. However, all plants (even plants listed on this list) must be approved by the ARC prior to planting.*

EXHIBIT D: FENCE SPECIFICATIONS

Black Aluminum Picket Fence



White Vinyl Privacy Fencing



EXHIBIT E: APPROVED FENCE STYLE PER LOT



EXHIBIT F: APPROVED FENCE LOCATIONS

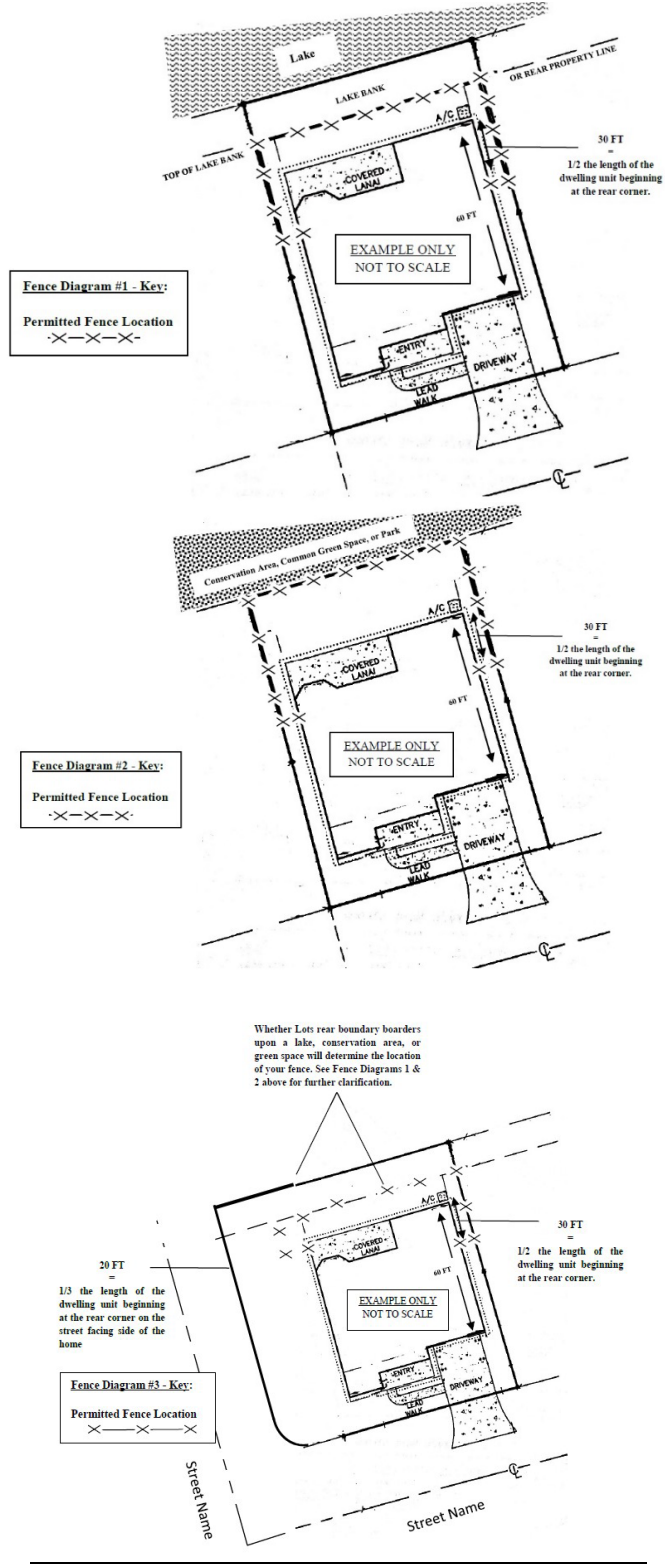


EXHIBIT G: “FOR SALE” SIGN STYLE AND DIMENSIONS

**Black Iron Sign Holder and White
Sign with Black Lettering**

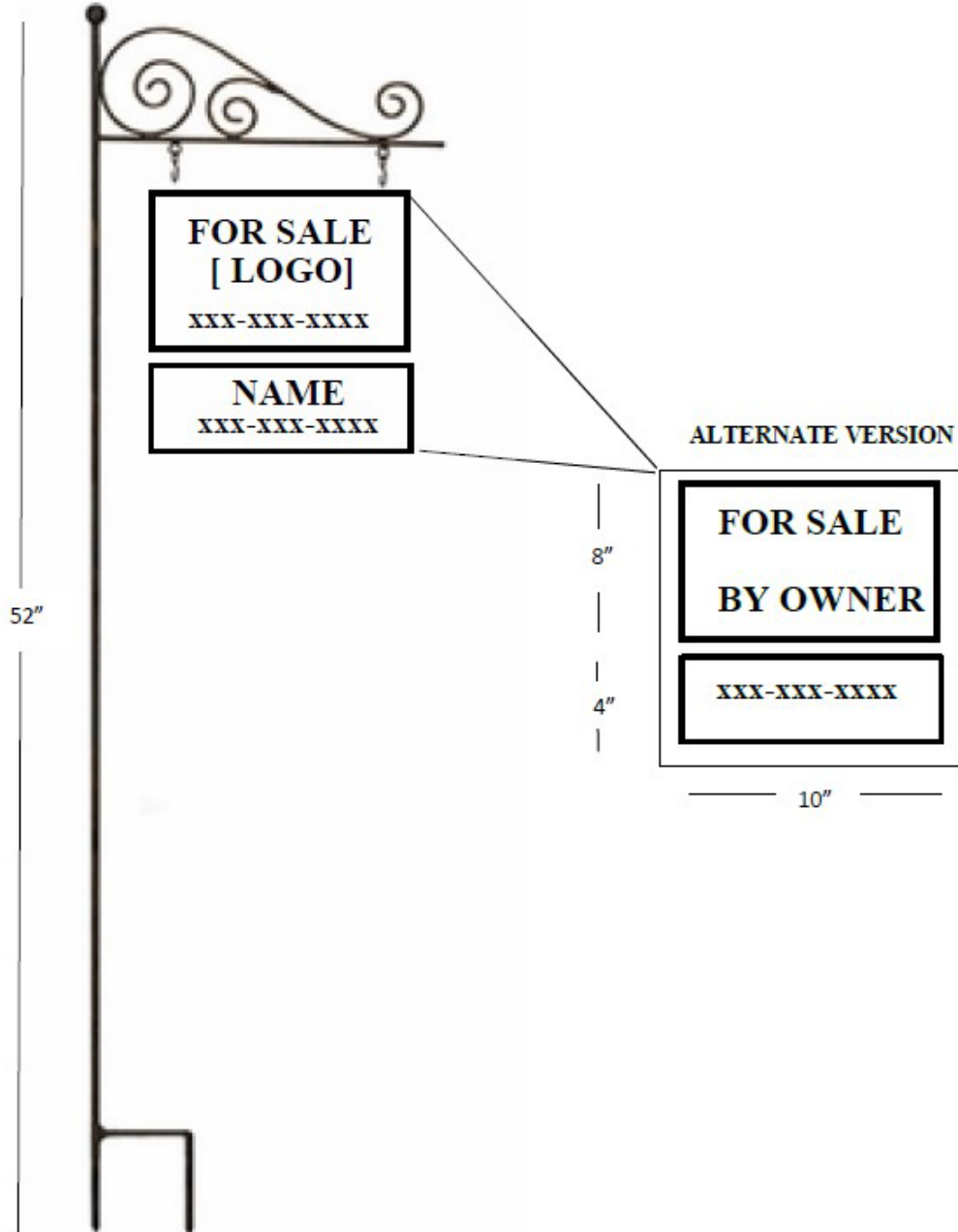
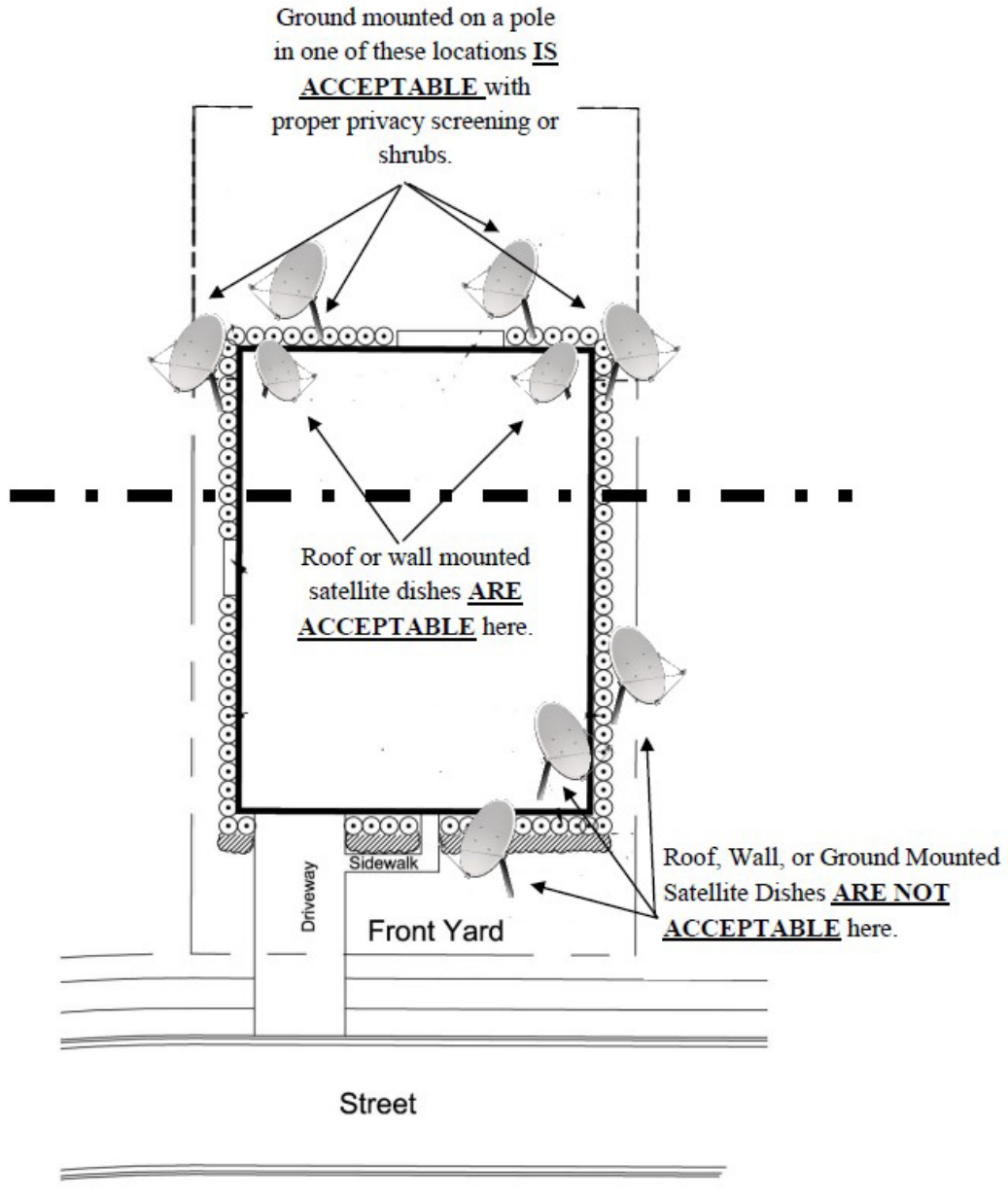
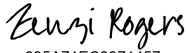


EXHIBIT H: ACCEPTABLE SATELLITE DISH LOCATIONS




APPROVED on this 6th day of September, 2022, by unanimous written approval of the Board of Directors per Section 617.0821 of the Florida Statutes (2021), as evidenced by the signature of each Director on this instrument below.

Gentle Woods North Property Owners Association, Inc.

DocuSigned by:

635A71EC3371457...

Zenzi Rogers, President

DocuSigned by:

8867A84A0107422...

Tiffany Csalovszki, Vice President

DocuSigned by:

D6D4171CB4BA46F...

Joseph Panchula, Treasurer